

Classe 7

A Product by  
Rancilio Group

# Classe 7

## The Essence of Technology



ENGLISH





# The Essence of Technology

Designed to always get the best extraction from every coffee, Classe 7 combines functionality and ergonomics in a modern and elegant look. Featuring the most advanced brewing technologies developed by Rancilio for single boiler espresso machines, it guarantees top-of-the-range thermal stability, accuracy, reliability and a high level of energy efficiency. Classe 7 is a cost-effective solution for bars, restaurants, and coffee shop chains.

# Rancilio Classe 7

## 1

### Brewing Technology

Classe 7 presents a series of innovative solutions for thermal control, such as the Steady Brew system and the T-Switch.



# 2

## Steam Solutions

The iSteam automatic steam wand, the C-lever steam valve and the cool touch steam wands help even the less experienced baristas to heat and froth milk.



# 3

## Design and Ergonomics

The digital display and keypad are designed for the way baristas work and enhance productivity and speed of service.

# 4

## Cleaning and Maintenance

The daily cleaning cycle is automatic and finishes in just 5 minutes. The technician can easily access the internal components and quickly download all machine parameters onto a USB flash drive.



# Brewing Technology

## USB and S Versions

Classe 7 is available in 2 versions. The automatic version (USB) offers four programmable doses per group, the semi-automatic version (S) features a start/stop button to manually control the dose.


## Doses and pre-infusion times (USB version only)

The button panel can be used to regulate the doses of coffee for each group and activate or deactivate the pre-infusion times.

CLASSE 7 USB



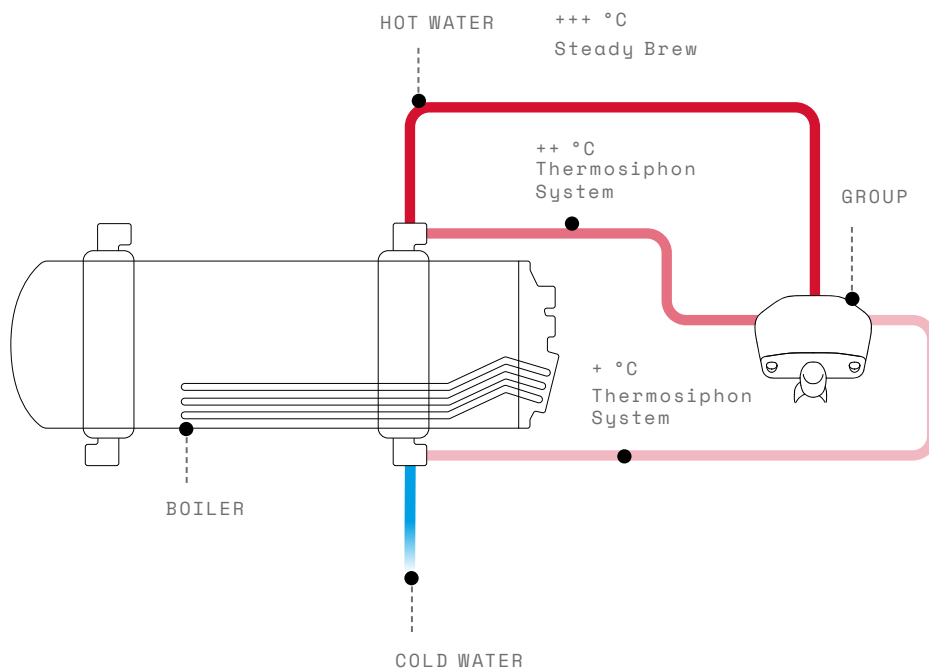
CLASSE 7 S



BRASS GROUP WITH  
PRE-INFUSION CHAMBER

## Pods&Caps

With the Pods&Caps kit, Classe 7 can be used with coffee pods and capsules (according to available systems).



## R Steady Brew

Rancilio Steady Brew (SB) technology is the evolution of the traditional thermosiphon system and introduces a set of innovative features designed to improve the performance of all single-boiler espresso machines. By keeping the water temperature stable during extraction, Steady Brew guarantees excellent thermal stability, reliability and maximum repeatability, both during busy periods and in low usage conditions.

## R T-Switch

Thanks to the 4-position T-Switch, a different extraction temperature can be set for each group, even for single boiler coffee machines. With the boiler adjusted to 1.0 bar, a temperature of approx. 90°C, 93°C, 96°C or 99°C can be set on each group and the right extraction temperature for each type of coffee is always available. The T-Switch can only be adjusted by specialised technicians during installation.

# Steam and Water

## C-Lever

The C-lever steam valve is operated by rotating the knob just 25°. Turning it upwards, the valve stays open. By turning it downwards, the valve opens and automatically closes when released.

## Backflow Valves

In addition to the backflow valve positioned on the boiler, another valve on the body of the steam tap prevents milk from flowing up into the steam wand and tap.

## Cool Touch Steam Wands

Ergonomic cool touch steam wands to work in total safety.







## **R iSteam (USB Version Only)**

The iSteam automatic steam wand features two buttons, both of which can be programmed with the following functions: “Cappuccino”, to heat and froth milk, or “Latte”, to heat only.

- Rancilio Patented Technology

## **Hot Water Economizer**

During installation, the technician can mechanically adjust the mix of hot water from the boiler and cold water from the mains.

## **Water Wand**

The dose of hot water can be adjusted via the keypad (USB version only) and dispensed by pressing the “water” button. The continuous mode can be activated by holding the same button for 3 seconds.

# Design

## Digital Display with Setting Menu (USB Version Only)

Thanks to the digital display, the barista can easily manage all machine settings.

## Keypad

The keypad with backlit icons is designed to ease the barista's workload and ensure a speedy service.



## Tall Version (USB Version Only)




Classe 7 USB is available in the Tall version with raised groups to accommodate glasses up to 14.5 cm high and pull-out trays to position espresso cups at the right distance from the spouts.

## Cup Warmer (with On-Off Button)

The electric cup warmer guarantees even temperature distribution right across the grid. It can be activated manually by the on/off button.



## Colours

-  + ANTHRACITE BLACK
-  + ICE WHITE
-  + STONE GREY



## Ergonomic Portafilter

The chrome-plated brass portafilter, with an ergonomic plastic handle designed to balance the weight, holds coffee filters up to a capacity of 21g, ensures stability when pressing, and eases wrist movements for the barista. The portafilter handles may be personalized.



## Bumper

The bumpers on the front panel are designed to protect the panel from being accidentally knocked when the barista is hooking and unhooking the portafilter from the group.

## LED lights

LED lights oriented on the work area guarantee maximum visibility both on the cups when brewing coffee and on the jugs when frothing milk with the steam wands.

## RGB lights (USB version only)

The RGB lights installed on the group-covers, with different colours and pulses, allow the barista to monitor the operating status of the machine at a glance.

- Red: heating phase
- Blue: ready to brew
- Flashing Blue: brewing phase
- Green: coffee is ready



# Rancilio Expertise







### **Auto on-off (USB version only)**

The schedule to automatically switch on the machine and the hours of operation may be personalized for each day of the week.

### **Insulated boiler**

Classe 7 is equipped with an insulated boiler to reduce heat loss and ensure energy savings.

### **BM (USB version only)**

BM controls the boiler pressure and, in case of a drop, automatically enables the heating element to return the pressure to the preset level. BM can also stop water from being dispensed until the boiler pressure has returned to a suitable level.

# Cleaning and Maintenance

## Easy Clean

It is easy to activate the cleaning cycle. The user need only place the blank disks and detergent tablets in the portafilters and follow the instructions shown on the display. Classe 7 will automatically complete the cleaning cycle in 5 minutes.





## Service-Friendly design

To access the main internal components and perform most maintenance operations, just remove the two body panels and cup tray.

## Stainless Steel Cup Tray

The stainless steel cup tray is easy to clean and reflects the brightness of the lights under the groups.

## USB Port

The technician can quickly download all machine parameters onto a USB flash drive and transfer them to another machine, view the history of the operations completed, list of errors, and cleaning cycles completed.



# Classe 7

## USB / USB Tall

AUTOMATIC / SINGLE BOILER

### Key Features

---

#### STANDARD



- + DIGITAL DISPLAY (WITH SETTINGS MENU)
- + STEADY BREW
- + ERGONOMIC PORTAFILTER
- + LED LIGHTS (WORK AREA)
- + RGB LIGHTS (GROUP COVERS)
- + BM
- + AUTO ON-OFF
- + EASY CLEAN

---

#### OPTIONAL



- + T-SWITCH
- + HOT WATER ECONOMIZER
- + COOL TOUCH STEAM WAND
- + C-LEVER
- + iSTEAM
- + CUP WARMER (WITH ON-OFF BUTTON)
- + PODS&CAPS (ACCORDING TO AVAILABLE SYSTEMS)
- + CONNECT (INFO UPON REQUEST)

## Technical Specifications

---

### 2GR/2GR TALL

#### W X D X H

770x540x520 mm

30.31x21.26x20.47 in

#### WEIGHT

74 kg / 163.14 lb

#### BOILER

11 l

2.4 gal UK

#### POWER SUPPLY

208/220-240V~, 60Hz

2900 W

220 – 240V~ / 380-415V3N~,

50 – 60Hz

4950 W

#### WATER SUPPLY

Fixed water connection

#### NOISE LEVEL DURING USE

< 70 dB

### 3GR/3GR TALL

#### W X D X H

1010x540x520 mm

39.76x21.26x20.47 in

#### WEIGHT

85 kg / 187.39 lb

#### BOILER

16 l

3.5 gal UK

#### POWER SUPPLY

220 – 240V~ / 380-415V3N~,

50 – 60Hz

6750 W

#### WATER SUPPLY




Fixed water connection

#### NOISE LEVEL DURING USE

< 70 dB

## Colours

---

-  + ANTHRACITE BLACK
-  + STONE GREY
-  + ICE WHITE

## Materials

---

- + MIRROR POLISHED STAINLESS STEEL
- + ABS AND NYLON

## Tall Version

---



MAX CUP HEIGHT

14.5 cm / 5.7 in

# Classe 7 S

SEMI-AUTOMATIC / SINGLE-BOILER

## Key Features

---

### STANDARD



- + STEADY BREW
- + ERGONOMIC PORTAFILTER
- + LED LIGHTS (WORK AREA)
- + EASY CLEAN

---

### OPTIONAL



- + T-SWITCH
- + HOT WATER ECONOMIZER
- + COOL TOUCH STEAM WAND
- + C-LEVER
- + iSTEAM
- + CUP WARMER (WITH ON-OFF BUTTON)
- + PODS&CAPS (ACCORDING TO AVAILABLE SYSTEMS)
- + CONNECT (INFO UPON REQUEST)

## Technical Specifications

---

### 2GR

#### W X D X H

770x540x520 mm

30.31x21.26x20.47 in

#### WEIGHT

74 kg / 163.14 lb

#### BOILER

11 l

2.4 gal UK

#### POWER SUPPLY

208/220-240V~, 60Hz

2900 W

220 – 240V~ / 380 415V3N~,

50 – 60Hz

4950 W

#### WATER SUPPLY

Fixed water connection

#### NOISE LEVEL DURING USE

< 70 dB

### 3GR

#### W X D X H

1010x540x520 mm

39.76x21.26x20.47 in

#### WEIGHT

85 kg / 187.39 lb

#### BOILER

16 l

3.5 gal UK

#### POWER SUPPLY

220 – 240V~ / 380-415V3N~,

50 – 60Hz

6750 W

#### WATER SUPPLY

Fixed water connection

#### NOISE LEVEL DURING USE

< 70 dB

## Colours

---



+ ANTHRACITE BLACK



+ STONE GREY



+ ICE WHITE

## Materials

---

+ MIRROR POLISHED STAINLESS STEEL

+ ABS AND NYLON

# Connect

## Power to Your Coffee Business

It doesn't matter what size your organization is, the only important thing is that you want to improve your coffee business. Connect helps you to make effective use of the data generated by your coffee machines, and support you in advancing your own journey becoming a data-driven business. It's time to take a competitive advantage in whatever marketplace you operate in.

[RANCILIOGROUP.COM/CONNECT](https://RANCILIOGROUP.COM/CONNECT)

---

### BENEFITS



1

USER-FRIENDLY  
DASHBOARD



2

MANAGE YOUR FLEET  
WITH EASE



3

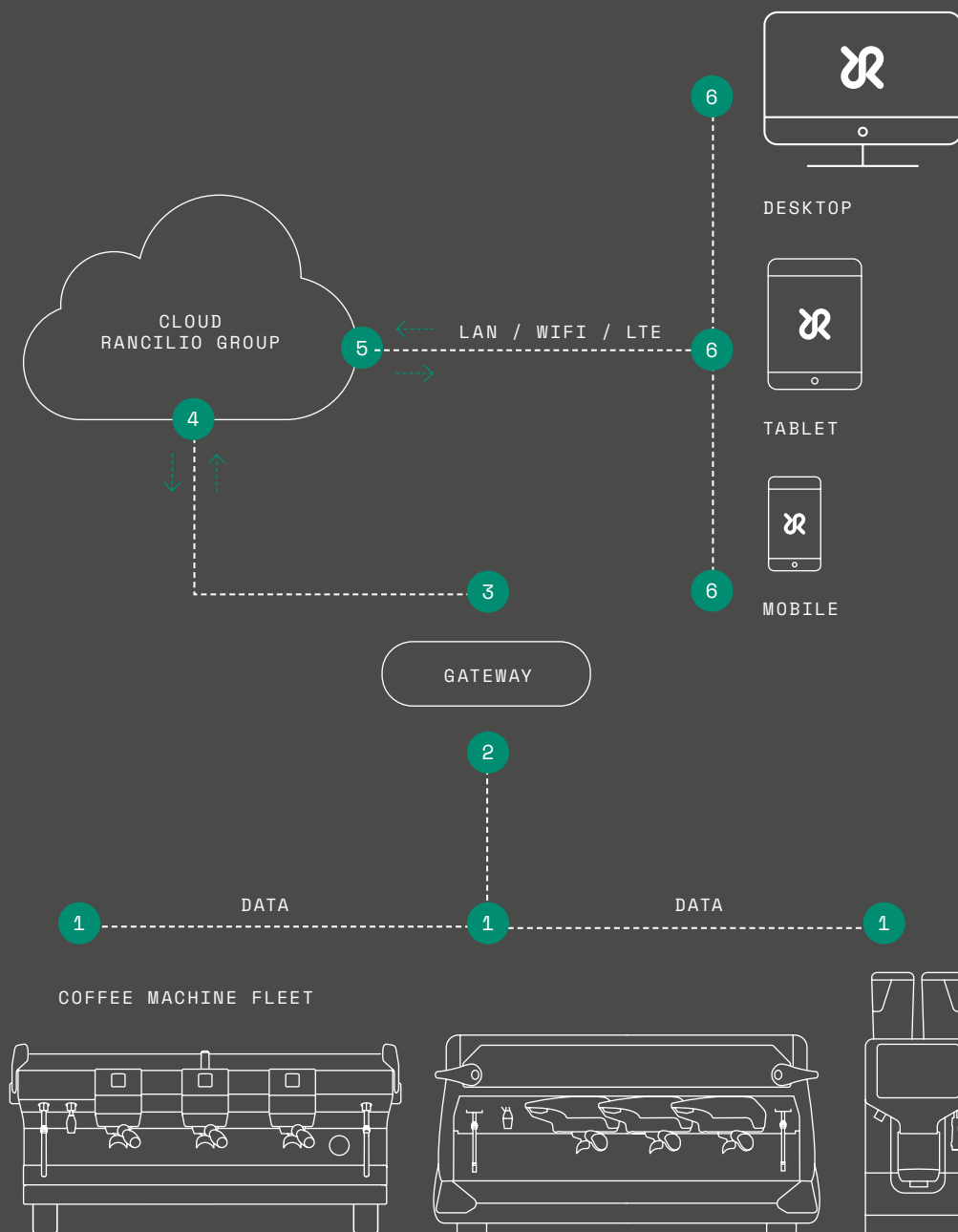
BOOST SERVICE  
EFFICIENCY



4

INCREASE BUSINESS  
PERFORMANCE

## How It Works





Australia  
[moffat.com.au](http://moffat.com.au)

New Zealand  
[moffat.co.nz](http://moffat.co.nz)

Australia  
Moffat Pty Limited  
Victoria/Tasmania  
740 Springvale Road  
Mulgrave, Victoria 3170  
Telephone 03-9518 3888  
Facsimile 03-9518 3833  
[vsales@moffat.com.au](mailto:vsales@moffat.com.au)

New South Wales  
Telephone 02-8833 4111  
[nswsales@moffat.com.au](mailto:nswsales@moffat.com.au)

South Australia  
Telephone 03-9518 3888  
[vsales@moffat.com.au](mailto:vsales@moffat.com.au)

Queensland  
Telephone 07-3630 8600  
[qldsales@moffat.com.au](mailto:qldsales@moffat.com.au)

Western Australia  
Telephone 08-9413 2400  
[wasales@moffat.com.au](mailto:wasales@moffat.com.au)

New Zealand  
Moffat Limited

Rolleston  
45 Illinois Drive  
Izone Business Hub  
Rolleston 7675  
Telephone 03-983 6600  
Facsimile 03-983 6660  
[sales@moffat.co.nz](mailto:sales@moffat.co.nz)

Auckland  
Telephone 09-574 3150  
[sales@moffat.co.nz](mailto:sales@moffat.co.nz)



an Ali Group company



The Spirit of Excellence