

# The Guide

to a professional dishwashing room









# A solution for every application

Wexiödisk offer a complete product range that includes everything from undercounter and passthrough machines to custom-made dishwashers for larger premises. When we propose a dishwasher to a client, we consider the entire process – like the logistics in the washroom, the type of dishware and glassware used, as well as any other needs of the customer.

Our unique products and features make us stand out from the crowd. We never compromise on quality, ergonomics, nor the environment - a solution from Wexiödisk is always a sustainable alternative.

Our products can be found in many commercial bars, restaurants, hotels, hospital kitchens and the like. We have solutions for every application and customer sector!

## EVERYTHING WE DO PLAYS ITS' PART IN A MORE SUSTAINABLE FUTURE.

Since 1972 our philosophy has been to focus on quality and sustainability from an environmental perspective.

Wexiödisk develops high quality products and selects each component with care in an effort to extend each product's lifecycle and save on the Earth's resources.

1. **ECO-FLOW is all about saving energy.** Wexiödisk's dishwashers are designed to reduce energy consumption through a smart heat recovery system. With ECO-FLOW, you can be sure that you have a dishwasher that is both energy efficient and effective.
2. **DUPLUS is all about saving water.** By integrating innovative Duplus technology into our dishwashers, water consumption is reduced to as little as 1litre / basket.
3. **PRM is all about saving time and water** by recycling the dishwasher's wastewater and using it in a controlled pre-rinsing system big savings can be made in water, energy and labour costs.
4. **ERGONOMICS is all about creating a safe working environment** for staff, reducing the risk of manual handling injuries, thus creating a safer and healthier work environment.

Together, these four characteristics form the perfect combination to create an efficient, sustainable and environmentally friendly washing station.

The **ECO** labelling gives customers the opportunity to make a conscious choice when they invest in a dishwasher that's both sustainable and efficient.



ERGONOMICS



ECO-FLOW  
ERGONOMICS



ECO-FLOW  
PRM  
ERGONOMICS



ECO-FLOW  
PRM  
DUPLUS  
ERGONOMICS

# Single tank dishwashers



## WD-4S

*A fast wash with high capacity. Perfect for the smaller kitchen or bar.*



- Robust and safe, giving perfect dishwashing results
- Clear and self-explanatory tempered glass touch-screen display
- Hygienic, space saving door design
- Save energy and drying time with ECO-FLOW (optional)



## WD-6

*The workhorse of the kitchen! Suitable for small and medium sized venues.*



- Unique tilting hood design
- Easy to handle, ergonomic and service friendly
- Save energy and drying time with ECO-FLOW (optional)
- Auto-hood lift & Auto-Start removes the repetitive action of opening and closing the hood (optional)
- Over 50,000 machines of this model currently on the market



## WD-7

*Flexibility for small to medium sized restaurants.*



- Easy change between Dishwashing and Potwash mode
- Unique tilting hood design
- Easy to handle, ergonomic and service-friendly
- Save energy and drying time with ECO-FLOW (optional)
- Auto-hood lift & Auto-Start removes the repetitive action of opening and closing the hood (optional)



## WD-6/7 DUPLUS

*Patented wash technology with minimal environmental impact!*



- Double final rinse with patented DUPLUS technology
- Unique tilting hood design
- Use just 1-litre of fresh water per wash
- Save energy and drying time with ECO-FLOW (optional)
- Auto-hood lift & Auto-Start removes the repetitive action of opening and closing the hood (optional)



## WD-PRM 6/7

*Save time, water and energy with our PRM pre-rinse machine.*




- Optimise dishwashing logistics
- Maximises water savings
- Reduces the use of detergents
- Highly ergonomic with many user benefits
- Auto-hood lift & Auto-Start removes the repetitive action of opening and closing the hood (optional)
- Replaces the need to have a person rinsing dishes at the sink

# Glass dishwashers



## WD-4S GLASS

*Clean glassware with less polishing.*

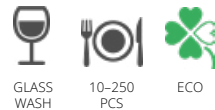


- Fine dining glass dishwasher with specially designed glass basket
- Robust and safe, giving perfect dishwashing results
- Clear and self-explanatory tempered glass touch-screen display, 3 glass programs
- Hygienic, space saving door design
- Save energy and drying time with ECO-FLOW (optional)



## WD-6 GLASS

*Less manual polishing of glassware.*

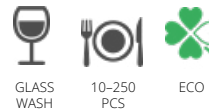


- Equipped with Glasstilt – minimises the water collecting in the base of the glass
- Hygienic – less fingerprints on the glasses
- Less risk of damaging the glass
- Save energy and drying time with ECO-FLOW (optional)
- Double water connections to connect a RO-unit



## WD-7 GLASS

*Less manual polishing of glassware.*



- Equipped with Glasstilt – minimises the water collecting in the base of the glass
- Hygienic – less fingerprints on the glasses
- Less risk for damaging the glass
- Save energy and drying time with ECO-FLOW (optional)
- Double water connections, to connect a RO-unit



## WD-6/7 DUPLUS GLASS

*Less manual polishing of glassware.*



- Equipped with Glasstilt – minimises the water collecting in the base of the glass
- Hygienic – less fingerprints on the glasses
- Double final rinse with patented DUPLUS technology
- Save energy and drying time with ECO-FLOW (optional)
- Double water connections to connect a RO-unit

# Pot dishwashers



## WD-8

*Flexible and extra wide for bulkier goods.*



- Automatic cleaning program
- Unique tilting hood design
- Extra large washing compartment
- Automatic hood (optional)
- Save energy and drying time with ECO-FLOW (optional)



## WD-12S

*Easy to switch between normal wash and potwashing.*



- Large washing chamber for higher capacity and flexibility
- Easy change between Dishwashing and Potwash modes on either left or right
- Hygienic with rounded smooth surfaces when cleaning
- Can be paired with a WD-PRM7
- Auto-hood lift removes the repetitive action of opening the hood
- Save energy and drying time with ECO-FLOW (optional)



## WD-90 DUO

*Potwash or normal wash, with or without granules.*



- DUO system makes it easy to switch between Dishwashing and Potwash modes
- A total of 9 wash programs to choose from with or without granules
- Shorter drying time with effective, energy-saving spin cycles
- Save energy and drying time with ECO-FLOW as standard



## WD-90GR HC/FLEX

*For large kitchens with multiple dishwashing needs.*



- No pre-washing by hand required
- A total of 6 wash programs to choose from with or without granules
- Dishes can be stacked directly on the hinged door
- Shorter drying time with effective, energy-saving spin cycles
- Steam reduction as standard
- Save energy and drying time with ECO-FLOW as standard



## WD-100GR

*A pot dishwasher machine with the largest capacity.*



- Complete dishwashing system with loading table and trolley
- No pre-washing by hand required
- A total of 6 wash programs to choose from with or without granules
- Shorter drying time with effective, energy-saving spin cycles
- Save energy and drying time with ECO-FLOW as standard
- Many accessories that simplify the handling of goods

# Rack conveyor dishwashers



## WD-151-421 TOUCH

*A reliable and cost-effective rack conveyor dishwasher.*



## WD-153-423 OPTIFLOW

*Brilliant clean, high capacity with the OPTIFLOW features.*



## WD-PRM 60/90

*Reduce the total running cost by replacing manual pre-rinsing.*



GLASS  
WASH



NORMAL  
WASH



250-1600  
PCS



ECO

- Low water and energy consumption
- Ergonomic features designed around the operator
- Large touchscreen
- Triple final rinse
- Save energy and drying time with ECO-FLOW as standard



GLASS  
WASH



NORMAL  
WASH



250-1600  
PCS



ECO

- Low water and energy consumption
- Adjustable wash time
- Guaranteed water use no matter the wash time selected
- Removes the gaps between each basket to improve water, chemical and energy use
- Dual pawl drive evenly distributes rinse water across all the dishes



GLASS  
WASH



NORMAL  
WASH



250-1600  
PCS



ECO

- Triple final rinse
- Save energy and drying time with ECO-FLOW as standard
- Can be equipped with a PRM 60/90, sorting stations, dryers and more


- Optimise dishwashing logistics
- Maximises water savings
- Reduces the use of detergents
- Highly ergonomic with many user benefits
- Reuse the used wash water from the Rack Conveyor
- Replaces the need to have a person rinsing dishes at the sink

# Other dishwashers



## WD-BS

*Suitable for the world's toughest dishwashing environments.*



- Pre-Rinse machine option available
- Ergonomic features designed around the user
- Extremely low water consumption with the largest dishwashing zones
- Large Touchscreen
- Adjustable wash times
- Save energy and drying time with ECO-FLOW as standard



## WD-215T / WD-275T

*A compact and smooth tray dishwasher.*



- Excellent wash results
- High capacity, quiet and service friendly
- Large Touchscreen
- Adjustable wash times
- Save energy and drying time with ECO-FLOW as standard




## WD-18CW

*The perfect dishwasher for the largest sites, suitable for bulky items.*




- High capacity
- One person can easily operate the machine
- Two models – single door or through-fed
- Floor mounted or sunk into the floor
- Large Touchscreen
- 3 programs – 75, 95 and 120 seconds
- Centrifugal technology for quick drying
- Save energy and drying time with ECO-FLOW as standard



## WD-59CT / WD-66CTS, WD-40BRE, WD-ACS47

*Tray and cutlery dishwashers with high performance.*

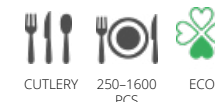


- For high-capacity automatic tray and cutlery washing
- Large Touchscreen
- Ergonomic features designed around the user
- Low energy consumption
- Save energy and drying time with ECO-FLOW as standard



## ACS-800

*Efficient cutlery sorting system.*



- Reduce manual handling
- Hygienic – no hands on clean cutlery
- Sorts up to 8 different pieces of cutlery
- Only needs 1 person to operate





OBS!  
2 METER AVSTAND  
MELLAN  
BÄCKARNA



# Build your dream washing station

## SOLUTION WITH A PASSTHROUGH DISHWASHER



*Basin line with double sorting shelf*

*Basin line with a pistol sprayer*

*PRM*

*Connecting plane*

*Hood type dishwasher*

*Roller table*



3520

**Straight installation**



**Corner installation 1**



**Corner installation 2**

## SOLUTION WITH A RACK CONVEYOR DISHWASHER AND A GLASS DISHWASHER



*Roller table*

*Glass dishwasher*

*Basin line*

*Sorting unit with PRM60 chain conveyor*

*Turn track 90*

*Rack conveyor dishwasher*

*Turn track 180*

*Drying zone*

## SOLUTION WITH A RACK CONVEYOR DISHWASHER



*Sorting unit with chain conveyor*

*PRM60*

*Turn track 90*

*Rack conveyor dishwasher*

*Drying zone*

*Turn track 90*





## **ON CALL SERVICE WHERE YOU ARE.**

Moffat provides full service backup,  
24 hours a day, 7 days a week.

Our own Technical Service  
Department provides full support to  
a team of trained service personnel  
in each of our branches.

Strategically placed, authorised  
service providers offer backup to  
outlying areas and a national toll  
free number enables immediate  
access to our service network.

**1300 264 217 Moffat Australia**





Australia  
moffat.com.au

Moffat Pty Limited  
Victoria/Tasmania  
740 Springvale Road  
Mulgrave, Victoria 3170  
Telephone +61 3-9518 3888  
Facsimile +61 3-9518 3833  
vsales@moffat.com.au

New South Wales  
Telephone +61 2-8833 4111  
nswsales@moffat.com.au

South Australia  
Telephone +61 3-9518 3888  
vsales@moffat.com.au

Queensland / Northern Territory  
Telephone +61 7-3630 8600  
qldsales@moffat.com.au

Western Australia  
Telephone +61 8-9413 2400  
wasales@moffat.com.au

From the smaller cafés to the larger hospitals –  
we have **dishwashers for every washing station.**  
Contact your nearest Moffat dealer and we will  
help you find the right products!



Intertek



In line with policy to continually develop  
and improve its products, Moffat Limited  
reserves the right to change specifications  
and design without notice.

© Copyright Moffat Ltd  
A.WEX.G.23-01

an Ali Group Company



The Spirit of Excellence