

Technical data sheet for

# Convotherm mini easyTouch Combi Steamer

## CMINIT6.06MOB ELECTRIC DIRECT STEAM 6 X 2/3 GN



- Direct steam system
- Requires minimum space - fits anywhere, saving expensive floor space
- Mobile version - with built-in water and wastewater drawers (no fixed water supply connection required)
- Natural Smart Climate™ (ACS+) cooking methods: Steam, Combi-steam, Convection
- Natural Smart Climate™ extra functions:
  - Crisp&Tasty - 3 moisture removal settings
  - HumidifyPro - 3 humidity settings
  - BakePro - 3 levels of traditional baking
  - Reduced fan speed and auto-reverse mode
- easyTouch 7" TFT HiRes glass touch display (capacitive)
- Semi-automatic cleaning system
- Hand shower
- Right-hinged appliance door

#### DIMENSIONS

Width	515 mm
Depth	599 mm
Height	771 mm
Weight	54 kg

#### PACKED DIMENSIONS

Width	580 mm
Depth	740 mm
Height	955 mm
Weight (including cleaning system)	66 kg

#### Safety clearances

Rear	50 mm
Right	50 mm
Left	50 mm
(larger recommended for servicing)	
Top (for ventilation)	500 mm

#### INSTALLATION REQUIREMENTS

Appliance must be installed level.  
Do not install the appliance near, above or below a source of heat or near flammable surfaces

#### LOADING CAPACITY

Shelf distance	40mm
GN 2/3 shelves (40mm deep)	6

#### ELECTRICAL SUPPLY

1N~230-240V ~ 50/60Hz (1P+N+E) or	
3N~400-415V ~50/60Hz (3P+N+E)	
Connected load	5.7 kW
Rated current	11.8 A
Fit main switch (all-pin-circuit-breaker) on site, in close proximity to the appliance. Connection for potential compensation.	

#### WATER CONNECTION

Water supply	
Water drawer	
Capacity to hold 5.5L	

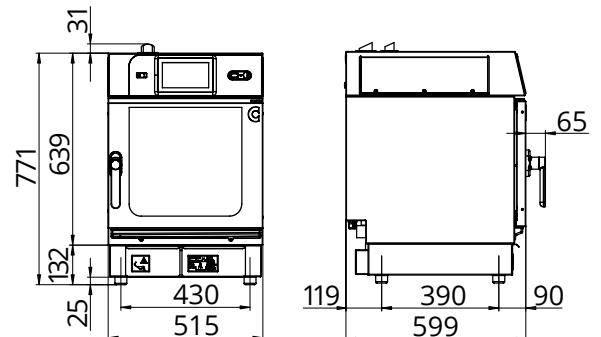
#### WATER QUALITY

Drinking water	
Overall hardness	70-125 ppl
Properties	
pH	6.5 - 8.5
Cl <sup>-</sup> (chloride)	max. 60 mg/l
Cl <sub>2</sub> (free chlorine)	max. 0.2 mg/l
SO <sub>4</sub> <sup>2-</sup> (sulphate)	max. 150 mg/l
Fe (iron)	max. 0.1 mg/l
Electrical conductivity	min 20 µS/cm
Waste water drawer	
Maximum capacity	4.5L

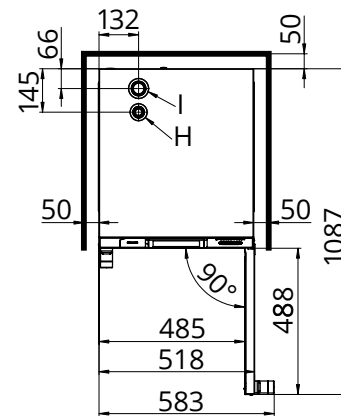
#### EMISSIONS

Heat output	
Latent heat	1000 KJ/h
Sensible heat	1100 KJ/h
Noise during operation	max. 70 dBA
Spray guard	1Px4

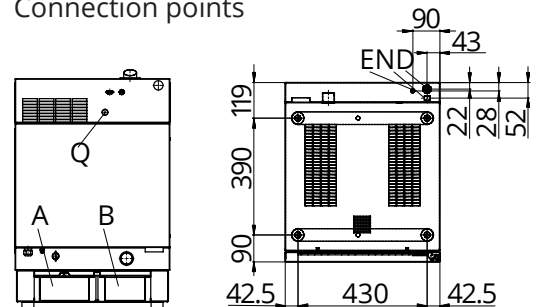
Front view



View from above with wall clearances



Connection points



- A Drinking water drawer
- B Wastewater drawer
- C Electrical connection
- D Equipotential bonding
- E Air vent Ø 30 mm
- I Dry air intake Ø 43 mm
- N RJ45 Ethernet port
- Q Safety thermostat reset



Australia [moffat.com.au](http://moffat.com.au)  
New Zealand [moffat.co.nz](http://moffat.co.nz)



In line with policy to continually develop and improve its products, Moffat Limited reserves the right to change specifications and design without notice.

an Ali Group Company



The Spirit of Excellence