

Technical data sheet for

Convotherm mini easyTouch Combi Steamer

CMINIT6.10MOB ELECTRIC DIRECT STEAM 6 X 1/1 GN



- Direct steam system
- Requires minimum space - fits anywhere, saving expensive floor space
- Mobile version - with built-in water and wastewater drawers (no fixed water supply connection required)
- Natural Smart Climate™ (ACS+) cooking methods: Steam, Combi-steam, Convection
- Natural Smart Climate™ extra functions:
 - Crisp&Tasty - 3 moisture removal settings
 - HumidifyPro - 3 humidity settings
 - BakePro - 3 levels of traditional baking
 - Reduced fan speed and auto-reverse mode
- easyTouch 7" TFT HiRes glass touch display (capacitive)
- Semi-automatic cleaning system
- Hand shower
- Right-hinged appliance door

DIMENSIONS

Width	515 mm
Depth	777 mm
Height	771 mm
Weight	67 kg

PACKED DIMENSIONS

Width	580 mm
Depth	910 mm
Height	955 mm
Weight (including cleaning system)	80 kg

Safety clearances

Rear	50 mm
Right	50 mm
Left	50 mm
(larger recommended for servicing)	
Top (for ventilation)	500 mm

INSTALLATION REQUIREMENTS

Appliance must be installed level.
Do not install the appliance near, above or below a source of heat or near flammable surfaces

LOADING CAPACITY

Shelf distance 40mm
GN 1/1 shelves (40mm deep) 6

ELECTRICAL SUPPLY

3N~400-415V ~50/60Hz (3P+N+E)
Connected load 7.1 kW
Rated current 14.8 A
Fit main switch (all-pin-circuit-breaker) on site, in close proximity to the appliance. Connection for potential compensation.

WATER CONNECTION

Water supply
Water drawer
Capacity to hold 7.5L

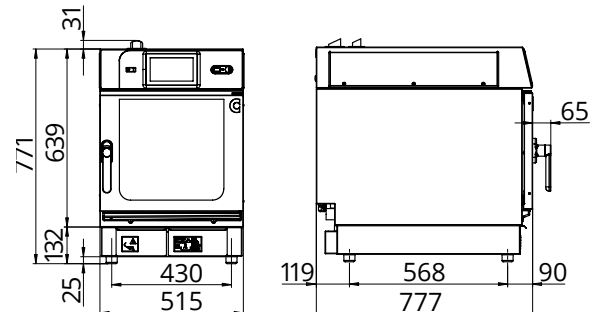
WATER QUALITY

Drinking water Overall hardness 70-125 ppl
Properties
pH 6.5 - 8.5
Cl⁻ (chloride) max. 60 mg/l
Cl₂ (free chlorine) max. 0.2 mg/l
SO₄²⁻ (sulphate) max. 150 mg/l
Fe (iron) max. 0.1 mg/l
Electrical conductivity min 20 µS/cm

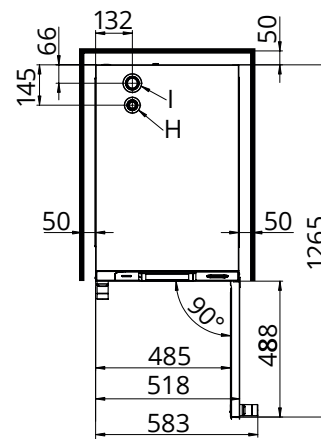
EMISSIONS

Heat output
Latent heat 1000 kJ/h
Sensible heat 1100 kJ/h
Noise during operation max. 70 dBA
Spray guard 1Px4

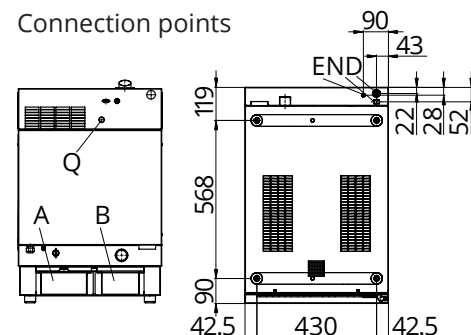
Front view



View from above with wall clearances



Connection points



- A Drinking water drawer
- B Wastewater drawer
- C Electrical connection
- D Equipotential bonding
- E Air vent Ø 30 mm
- I Dry air intake Ø 43 mm
- N RJ45 Ethernet port
- Q Safety thermostat reset



Australia moffat.com.au
New Zealand moffat.co.nz



In line with policy to continually develop and improve its products, Moffat Limited reserves the right to change specifications and design without notice.

an Ali Group Company



The Spirit of Excellence