

Technical data sheet for Electric Griddle 1200mm

GPLB8120E-B, GPLB8120E-LS, GPLB8120E-CD, GPLB8120E-RB



GPLB8120E-CD

SPECIFICATIONS

Griddle

Elements
9 x 1.8kW stainless steel sheathed heating elements

Electrical requirements

16.2kW
400-415Vac, 50/60Hz, 3P+N+E
Phase loading
L1 22.5A
L2 22.5A
L3 22.5A

Plate

Cooking surface 1192mm x 530mm, 6318cm²

Electrical connection

130mm from LH side, 32mm from rear,
and 655mm from floor

Refrigerated base

Type Ventilated system
Refrigerant R134a (160grams)
Climate classification T – tropical
Electrical connection
220-240Vac, 50Hz, 1.8A, 1P+N+E
3 pin 10A plug cordset fitted

Series Options

GPLB - Low back models
GPB - 215mm splashback option



Australia moffat.com.au

New Zealand moffat.co.nz

In line with policy to continually develop and improve its products, Moffat Limited reserves the right to change specifications and design without notice.

Dimensions

Bench models

Width 1200mm
Depth 805mm
Height 315mm
Incl. low back 370mm
Incl. splashback option 530mm
All models (excluding Bench model)

Width 1200mm
Depth 805mm
Height 915mm
Incl. low back 970mm
Incl. splashback option 1130mm

Nett weight

Bench and Leg Stand models

134kg

Cabinet Base and Refrigerated

Base models

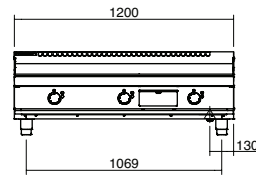
180kg

Packing data

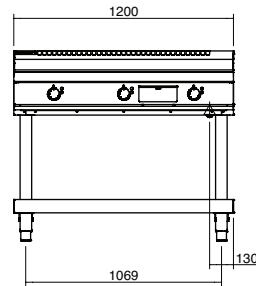
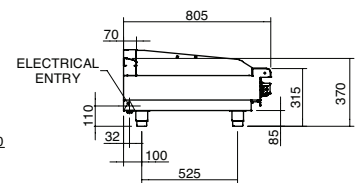
Bench model
1.36m³, 192kg
Width 1245mm
Depth 870mm
Height 665mm
All models (excluding Bench model)
1.36m³, 260kg
Width 1245mm
Depth 870mm
Height 1255mm

OPTIONS AT EXTRA COST

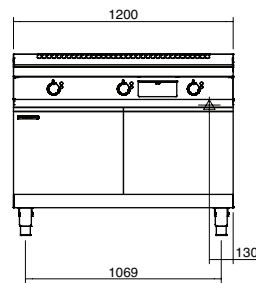
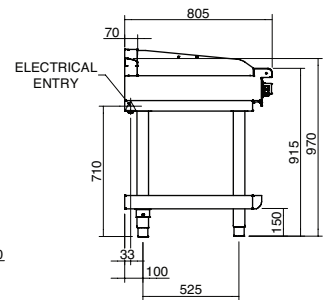
Joining caps
Castors
Plinth mounting
Ribbed plate options
Chromed plate options



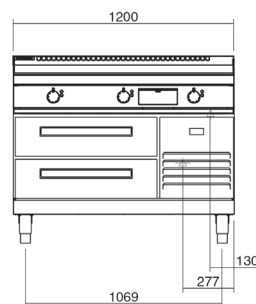
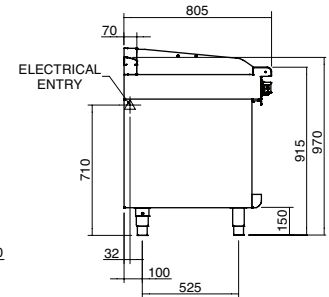
GPLB8120E-B



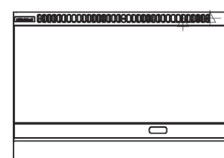
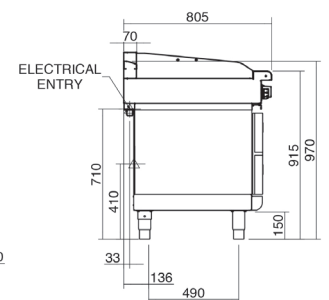
GPLB8120E-LS



GPLB8120E-CD



GPLB8120E-RB



GPLB8120E



ISO9001
Quality
Management
Standard

an Ali Group Company



The Spirit of Excellence