

Technical data sheet for

INDUCTION COOKTOP 450mm

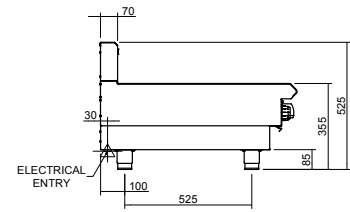
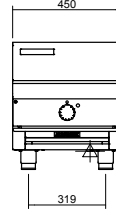
- FULL AREA INDUCTION ZONE

IN511F-B, IN511F-LS, IN511F-CB

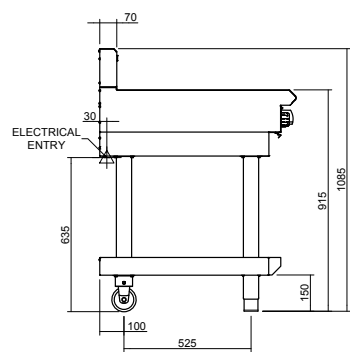
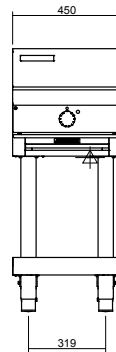


IN511F-LS

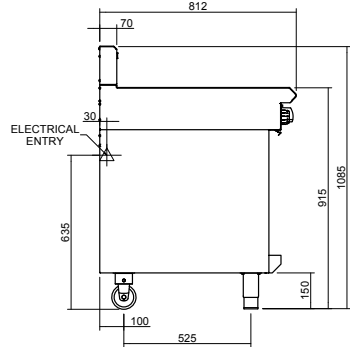
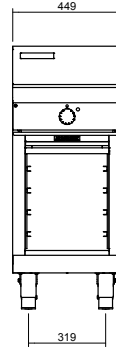
IN511F-B



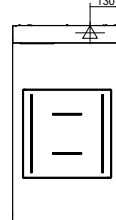
IN511F-LS



IN511F-CB



IN511F



SPECIFICATIONS

Cooktop

1 x 5.0kW full area induction zone
270mm square induction zone

Electrical requirements

IN511F
5.0kW, 400-415V, 50/60Hz, 3P+E
7A / phase

Dimensions

Bench model
Width 450mm
Depth 812mm
Height 355mm
Incl. splashback 525mm
All models (excluding Bench model)
Width 450mm
Depth 812mm
Height 915mm
Incl. splashback 1085mm

Nett weight

88kg

Packing data

0.54m³, 130kg
Width 495mm
Depth 865mm
Height 1255mm

Options

Castors
Plinth mounting



Australia moffat.com.au

New Zealand moffat.co.nz

In line with policy to continually develop and improve its products, Moffat Limited reserves the right to change specifications and design without notice.



ISO9001
Quality
Management
Standard

an Ali Group Company



The Spirit of Excellence