

Technical data sheet for

# Icematic Ice Maker - Self Contained C70A

ICE CUBES 35mm x 37mm x H 32mm, 20g

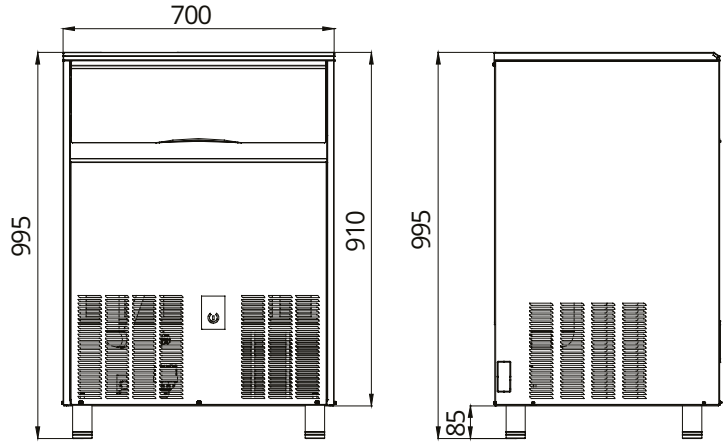
C70A

Front View

Lateral View



C70A



**SPECIFICATIONS**

**Dimensions**

Width: 700mm  
Depth: 580mm  
Height: 995mm

**Nett weight**

57kg

**Packed weight**

59kg

**Ice cube production dimension**

35mm x 37mm x H 32mm, 20g

**Water consumption**

Air cooled condensing unit: 7.26 litres per hour

**Electrical rating**

Air cooled version: 220-240V,1P+N+E, 50Hz

Compressor power rating: 1317W

Total absorbed power: 680W,

10A cordset fitted

**Refrigerant type**

R290

**Installation distance from wall**

Rear 150mm

Right 50mm

Left 150mm

Placement of unit should be indoors in an environment that does not exceed the air and water temperature limitations of the unit

**Water connection requirements**

Inlet connection: R 3/4"

Cold water (5-35°C)

Pressure (1-5 bar)

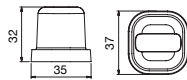
Water outlet connection: Ø 20mm

Note: 3m radius to any source of flame, combustion material or explosive material and ensure sufficient air circulation.

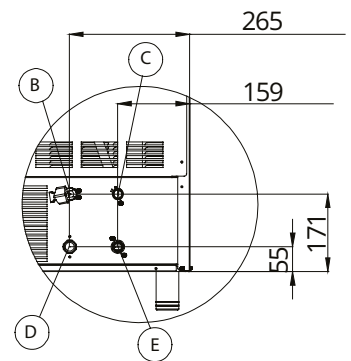
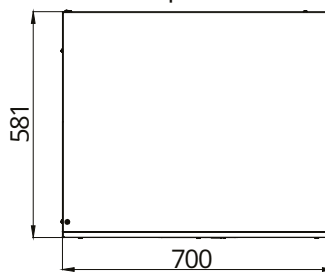


New Zealand [moffat.co.nz](http://moffat.co.nz)

In line with policy to continually develop and improve its products, Moffat Limited reserves the right to change specifications and design without notice.



Top View



Kit 4 Feet Optional  
Ø 50 H 100-120

**Ice production per 24 hours**  
Water temperature

Ambient temperature	°C	32°	21°	15°	10°	
10°	64	68	70	72	kg	
21°	57	61	63	65	kg	
32°	51	55	57	59	kg	
38°	51	54	56	58	kg	

- B. Electrical cable supply
- C. Water outlet connection Ø 20mm
- D. Water outlet connection water condensation Ø 20mm
- E. Water inlet connection - 3/4" gas