

Technical data sheet for

Icematic Modular Ice Maker

MC205F - Full Dice W 22mm x D 22mm x H 24mm, 10g

MC205H - Half Dice W 10mm x D 29mm x H 24mm, 6g



MC205F/H

SPECIFICATIONS

Dimensions

Width: 760mm
Depth: 620mm
Height: 575mm

Nett weight

70kg

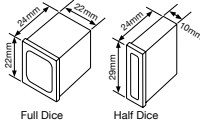
Packed weight

85kg

Ice cube production dimension

Full dice: W 22mm x D 22mm x H 24mm, 10g

Half dice: W 10mm x D 29mm x H 24mm, 6g



Water consumption

Air cooled condensing unit: 12 litres per hour

Electrical rating

Air cooled version: 220-240V,1P+N+E, 50Hz

Compressor power rating: 2834W

Total absorbed power: 1100W, 15A cordset fitted

Refrigerant type

R290

Installation distance from wall

Rear 150mm

Right 150mm

Left 150mm

Placement of unit should be indoors in an environment that does not exceed the air and water temperature limitations of the unit

Water connection requirements

Inlet connection: R 3/4"

Cold water (5-35°C)

Pressure (1-5 bar)

Water outlet connection: Ø 20mm

Note: 3m radius to any source of flame, combustion material or explosive material and ensure sufficient air circulation.

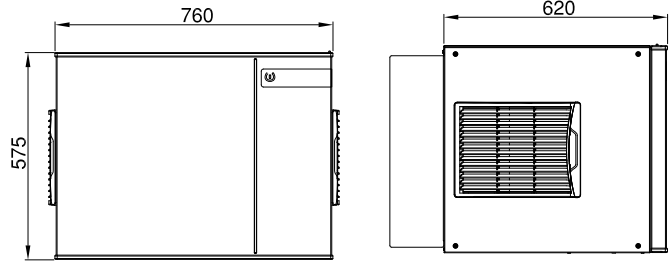


New Zealand moffat.co.nz

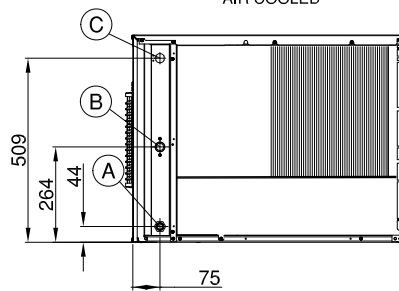
In line with policy to continually develop and improve its products, Moffat Limited reserves the right to change specifications and design without notice.



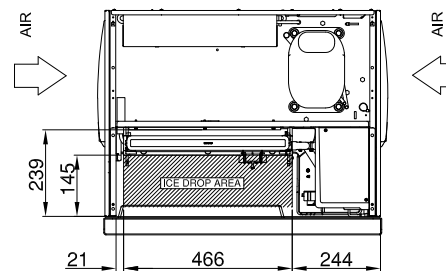
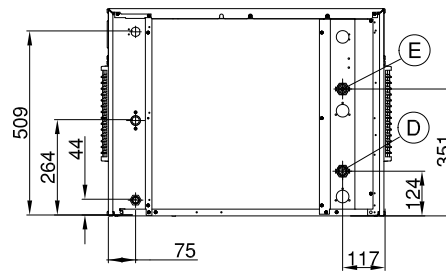
MC205F/H



AIR COOLED



WATER COOLED



Ice production per 24 hours
Water temperature

Ambient temperature °C	Water temperature				
	32°	21°	15°	10°	
10°	172	200	214	220	kg
21°	163	186	200	205	kg
32°	131	150	155	160	kg
38°	116	129	133	136	kg

- A. Water outlet connection Ø 20mm
- B. Water outlet connection - 3/4" gas
- C. Electrical cable supply
- D. Water inlet connection water condensation - 3/4" gas
- E. Water outlet connection water condensation - 3/4" gas