

Technical data sheet for

# Icematic Modular Ice Maker

**MC305F - Full Dice** W 22mm x D 22mm x H 24mm, 10g

**MC305H - Half Dice** W 10mm x D 29mm x H 24mm, 6g



MC305F/H

**SPECIFICATIONS**

**Dimensions**

Width: 760mm  
Depth: 620mm  
Height: 575mm

**Nett weight**

71kg

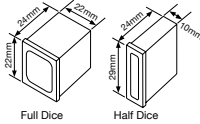
**Packed weight**

86kg

**Ice cube production dimension**

Full dice: W 22mm x D 22mm x H 24mm, 10g

Half dice: W 10mm x D 29mm x H 24mm, 6g



**Water consumption**

Air cooled condensing unit: 11.6 litres per hour

**Electrical rating**

Air cooled version: 220-240V,1P+N+E, 50Hz

Compressor power rating: 1923W

Total absorbed power: 1250W, 15A cordset fitted

**Refrigerant type**

R290

**Installation distance from wall**

Rear 150mm

Right 150mm

Left 150mm

Placement of unit should be indoors in an environment that does not exceed the air and water temperature limitations of the unit

**Water connection requirements**

Inlet connection: R 3/4"

Cold water (5-35°C)

Pressure (1-5 bar)

Water outlet connection: Ø 20mm

Note: 3m radius to any source of flame, combustion material or explosive material and ensure sufficient air circulation.

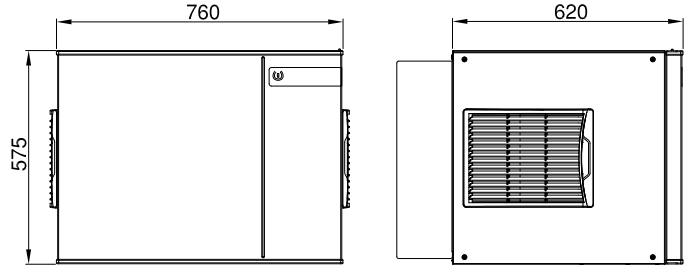


New Zealand [moffat.co.nz](http://moffat.co.nz)

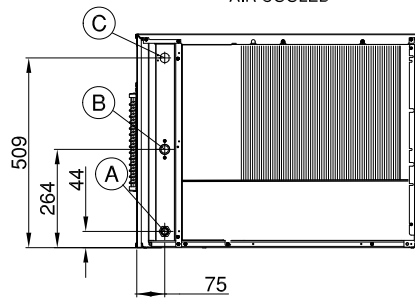
In line with policy to continually develop and improve its products, Moffat Limited reserves the right to change specifications and design without notice.



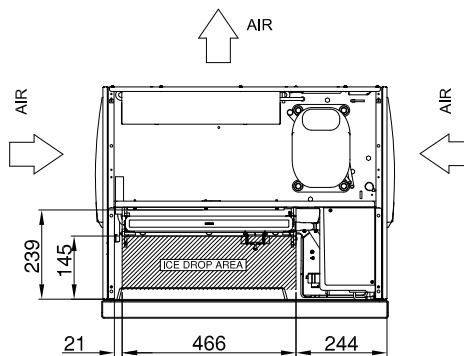
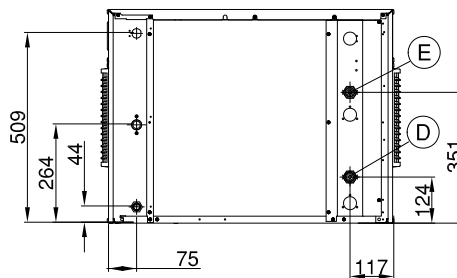
MC305F/H



AIR COOLED



WATER COOLED



**Ice production per 24 hours**

Water temperature

Ambient temperature	°C				
	32°	21°	15°	10°	
10°	216	246	263	276	kg
21°	201	226	239	248	kg
32°	167	184	189	192	kg
38°	150	158	162	165	kg

- A. Water outlet connection Ø 20mm
- B. Water outlet connection - 3/4" gas
- C. Electrical cable supply
- D. Water inlet connection water condensation - 3/4" gas
- E. Water outlet connection water condensation - 3/4" gas