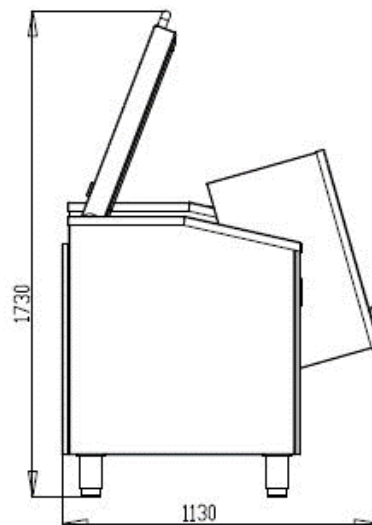
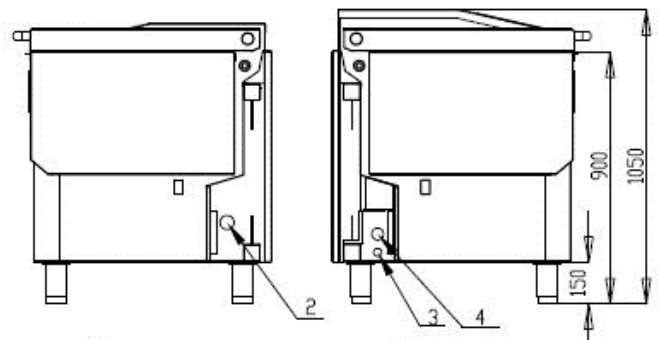
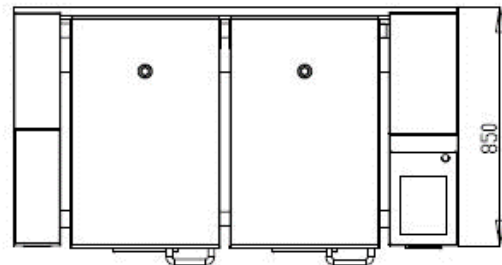
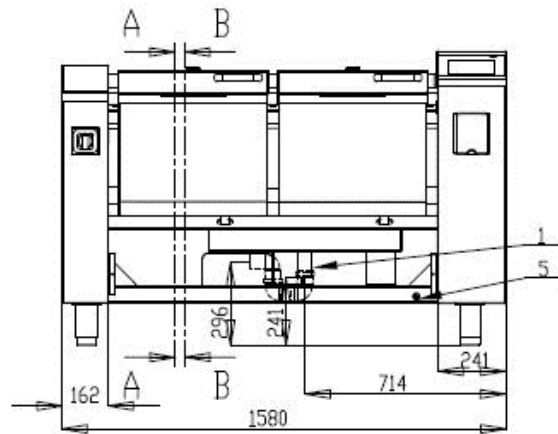


# Twin Pan Electric Multi Pan

**JUMP 101DM - 98 LITRE**



- 1 Drain DN 50
- 2 Water Inlet 3/4"
- 3 Power Connection
- 4 LAN Jack RJ 45
- 5 Equipotential Bonding

- 2 x 49 litre pan capacity
- 2 x 1/1 GN pan size
- 2 x 25dm<sup>2</sup> cooking surface
- 220mm depth pan
- Multi pan for cooking, frying, braising, grilling, searing, broiling and sous-vide cooking
- Automatic basket lifting
- Automatic water filling system with accuracy of 1 decilitre
- Electromechanical tray tilting at variable speed
- 12" colour touch screen with intuitive controls
- Automatic and manual meal preparation mode with memory for 800 programs with 12 steps
- Multipoint core temperature probe
- Integrated retractable hand shower

**Dimensions**

Width 1580mm  
 Depth 850 mm  
 Height 1050 mm

**Electrical rating**

415V, 3P+N+E, 50Hz, 40A  
 Energy consumption: 28.4kW

**Capacity**

98 litre

**Water connection requirements**

Inlet connection: R 3/4  
 Water outlet connection: Ø 50

**Nett weight**

355kg

**Installation conditions**

(for precise installation instructions please refer to our installation manual)

**Packing data**

475kg  
 Width 1650 mm  
 Depth 970 mm  
 Height 1145 mm



Australia [moffat.com.au](http://moffat.com.au)  
 New Zealand [moffat.co.nz](http://moffat.co.nz)

In line with policy to continually develop and improve its products, Moffat Limited reserves the right to change specifications and design without notice.