

# Convotharm flexx pro Single Pan Electric Multi Pan

## CFXP 101F - 75 LITRE CAPACITY

- 75 litre single pan capacity
- 2 x 1/1 GN pan size
- 43dm<sup>2</sup> cooking surface
- 220mm depth pan
- Multi pan for cooking, frying, braising, grilling, searing, broiling and sous-vide cooking
- Independent automatic arm for lifting / lowering of baskets
- Automatic water filling system with accuracy of 1 decilitre
- Electromechanical tray tilting at variable speed
- 12" colour touch screen with intuitive controls
- Automatic and manual meal preparation mode with memory for 800 programs with 12 steps
- Multipoint core temperature probe
- Integrated retractable hand shower



### Overall Construction

- Base frame with 3mm 304 grade stainless steel
- Frame cover with 304 grade stainless steel
- Tray with 3mm 316 grade stainless steel
- Special sandwich design pan base
- Stainless steel SUPER BLOCK JPX 17 full area heat distribution system
- Robust double insulated cover with automatic lifting function
- Excessive steam exhaust on cover
- Integrated 230V / 16A socket
- Retractable switchboard panel on right pillar allowing integration of multiple pans in a single block

### Controls

- Fast base preheating
- Temperature range from 30°C-250°C
- Accurate sensory measurement of temperature
- Liquid level gauge
- Integrated drainage in the tray bottom with automatic closure
- Preset technological procedures
- Automatic lowering of baskets - allows operation with cover closed
- Safety sensor for basket arm detection
- Fault messages shown on display
- Water pressure controller
- HACCP recording
- USB port for data backup

### Accessories

- Easy clean stainless steel surface
- Easy services access from front and top sides
- Technical and service information on display

# Convotherm flexx pro Single Pan Electric Multi Pan

## CFXP 101F - 75 LITRE CAPACITY

### DIMENSIONS

Width	1293 mm
Depth	850 mm
Height	1050 mm
Weight	340kg

### CAPACITY

75 litre

### PACKED DIMENSIONS

Width	1415 mm
Depth	910 mm
Height	1145 mm
Weight	375kg

### ELECTRICAL SUPPLY

415V, 3P+N+E, 50Hz, 32A

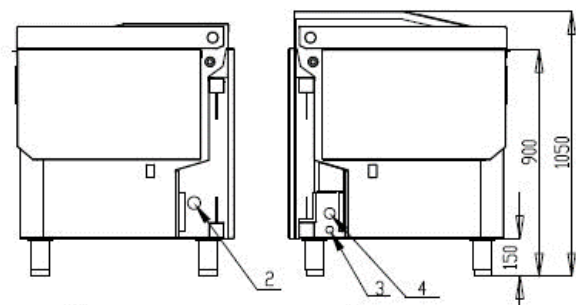
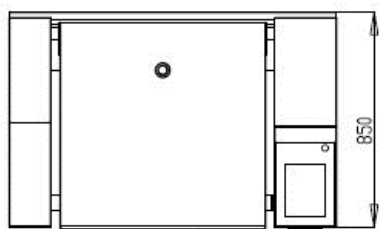
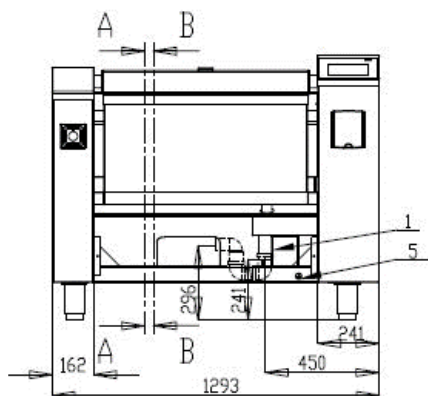
Energy consumption 25.4kW

### WATER CONNECTION

Inlet connection	R ¾
Water outlet connection	Ø 50

### INSTALLATION CONDITIONS

(for precise installation instructions please refer to our installation manual)



- 1 Drain DN 50
- 2 Water connection
- 3 Electric connection
- 4 Ethernet socket RJ 45
- 5 Ground

**MOFFAT**

moffat.com.au  
moffat.co.nz

### Australia

moffat.com.au

### Moffat Pty Limited

### Victoria/Tasmania

740 Springvale Road  
Mulgrave, Victoria 3170  
Telephone +61 3-9518 3888  
Facsimile +61 3-9518 3833  
vsales@moffat.com.au

### New South Wales

Telephone +61 2-8833 4111  
nswsales@moffat.com.au

### South Australia

Telephone +61 3-9518 3888  
vsales@moffat.com.au

### Queensland /

### Northern Territory

Telephone +61 7-3630 8600  
qldsales@moffat.com.au

### Western Australia

Telephone +61 8-9413 2400  
wasales@moffat.com.au

### New Zealand

moffat.co.nz

### Moffat Limited

### Rolleston

45 Illinois Drive  
Izone Business Hub  
Rolleston 7675  
Telephone +64 3-983 6600  
Facsimile +64 3-983 6660  
sales@moffat.co.nz

### Auckland

Telephone +64 9-574 3150  
sales@moffat.co.nz

In line with policy to continually develop and improve its products, Moffat Limited reserves the right to change specifications and design without notice.

© Copyright Moffat Ltd  
AN.CON.S.01.25



an Ali Group Company



The Spirit of Excellence