

TWIN PAN ELECTRIC FRYER 600mm

E66E

- 22kW high performance twin pan fryer
- Easy clean flat bar heating elements
- 2 digital display temperature controls with 3 product timers each
- Easy clean stainless steel open pan with 10 year limited warranty
- 17.5L per pan oil capacity
- 2 large basket capacity
- 25mm (1") drain valves
- Rear rollers
- Stainless steel exterior
- Easy service
- Fully modular



E66E

Overall Construction

- Stainless steel pan
- Bull nose welded 1.5mm 304 stainless steel
- Splashback 1.2mm 304 stainless steel
- Side panels 1.2mm 304 stainless steel
- Double skin door with 0.9mm 304 stainless exterior
- Vitreous enamelled control panel
- Hinge out counterbalanced heating elements
- 25mm (1") drain valves
- 63mm dia. heavy-duty 1.2mm 304 stainless steel adjustable legs at front and two rollers at rear
- 2 large baskets and stainless steel lid supplied standard

Controls

- Digital display electronic thermostats
- Thermostat range 88-190°C
- 3 programmable product timers with countdown display and alarms per pan
- Heating and basket drop displays
- Programmable melt cycles
- Fail-safe over-temperature safety cut-outs
- Element tilt switch for heating cut-out on element lift
- Safety start switch

Cleaning and Servicing

- Open stainless steel pans with hinge out elements for easy clean
- Easy clean basket support bar
- 25mm (1") drain valves for effective draining
- Easy clean stainless steel exterior
- Access to all parts from front of unit

TWIN PAN ELECTRIC FRYER 600mm

E66E

Specifications

Production rate
40kg/hr

Pan Size (per pan)

Oil capacity 17.5L (24lbs shortening) per pan
Width 250mm
Length 390mm
Oil frying depth 95mm

Baskets

2 nickel plated large wire baskets
210mm W x 335mm D x 145mm H

Elements (per pan)

1 x 11kW flat bar stainless steel heating element

Electrical requirements

22kW, 400-415Vac, 50/60Hz, 3P+N+E
L1 30.5A
L2 30.5A
L3 30.5A

Electrical connection

41mm from RH side, 70mm from rear and 485mm from floor

Dimensions

Width 600mm
Depth 812mm
Height 915mm
Incl. splashback 1085mm

Nett weight

77kg


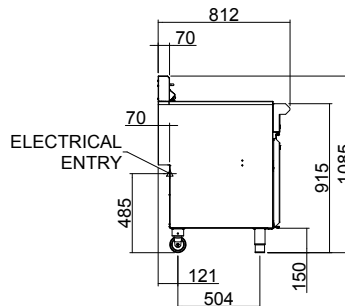
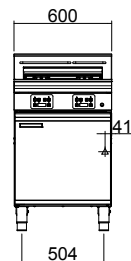
Packing data

0.76m³, 102kg
Width 670mm
Depth 900mm
Height 1255mm

Options

Adjustable feet at rear
Filtamax Filtration System
Extra baskets
Side splash guards
Joining caps
Castors

E66E



moffat.com.au
moffat.co.nz

Australia
moffat.com.au

Moffat Pty Limited

Victoria/Tasmania
740 Springvale Road
Mulgrave, Victoria 3170
Telephone +613-9518 3888
Facsimile +613-9518 3833
vsales@moffat.com.au

New South Wales
Telephone +612-8833 4111
nswsales@moffat.com.au

South Australia
Telephone +613-9518 3888
vsales@moffat.com.au

Queensland
Telephone +617-3630 8600
qldsales@moffat.com.au

Western Australia
Telephone +618-9413 2400
wasales@moffat.com.au

New Zealand
moffat.co.nz

Moffat Limited

Rolleston
45 Illinois Drive
Izone Business Hub
Rolleston 7675
Telephone +64 3-983 6600
Facsimile +64 3-983 6660
sales@moffat.co.nz

Auckland
Telephone +64 9-574 3150
sales@moffat.co.nz



ISO9001
Quality
Management
Standard

In line with policy to continually develop and improve its products, Moffat Limited reserves the right to change specifications and design without notice.

© Copyright Moffat Ltd
AN.BSE.SS.01.23

an Ali Group Company



The Spirit of Excellence