

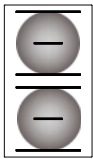
Induction Cooktop 450mm

- ROUND INDUCTION ZONE

INLB8200R3-B, INLB8200R3-LS, INLB8200R3-CD, INLB8200R5-B, INLB8200R5-LS, INLB8200R5-CD



INLB8200R5-CD



- Heavy-duty construction
- Two 270mm dia round induction zones
- 3.5kW or 5kW heating per zone
- Automatic pan detection switches induction zone off when pan removed
- 3 models of base unit
- Stainless steel exterior
- Easy clean
- Easy service
- Fully modular

OVERALL CONSTRUCTION

COOKTOP

- Welded hob with 2.0mm 304 stainless steel hob top
- Splashback and side panels 1.2mm 304 stainless steel
- Front panels 0.9mm 304 stainless steel
- 6mm thick ceramic glass cooking surface

BENCH MOUNT (supplied as – B model)

- Four 63mm dia. heavy-duty 1.2mm 304 stainless steel bench legs with adjustable feet
- Adjustable height 80mm – 105mm

LEG STAND (supplied as – LS model)

- Fully modular for matched suite finish
- Framed top for connection to Cooktop
- 63mm dia. heavy-duty 1.2mm 304 stainless steel legs with four adjustable feet
- Fully modular framed stand shelf with 0.9mm 304 stainless steel finish
- Quick assembly design

CABINET BASE WITH DOOR (supplied as – CD model)

- Fully modular for match suite finish
- Double skin 0.9mm 304 stainless steel interior and exterior
- Double skin door with enamelled exterior panel
- 63mm dia. heavy-duty 1.2mm 304 stainless steel legs with four adjustable feet

CONTROLS

- Large easy use control knob
- Infinitely variable power controls for each induction zone
- Heating ON indicator lights (green) including pan detection indication
- Error mode indicator light (green)

CLEANING AND SERVICING

- All models with easy clean stainless steel external finish
- Fully sealed cooking surface
- Removable full stainless steel air intake filters (induction cooling)
- Front service access

Induction Zone Options

- R3 - 3.5kW round induction
- R5 - 5kW round induction

Series Options

- INLB - Low back models
 - INB - 215mm splashback option
-

Induction Cooktop 450mm

- ROUND INDUCTION ZONE

INLB8200R3-B, INLB8200R3-LS, INLB8200R3-CD, INLB8200R5-B,
INLB8200R5-LS, INLB8200R5-CD



moffat.com.au
moffat.co.nz

Australia
moffat.com.au

Moffat Pty Limited
Victoria/Tasmania
740 Springvale Road
Mulgrave, Victoria 3170
Telephone +613-9518 3888
Facsimile +613-9518 3833
vsales@moffat.com.au

New South Wales
Telephone +612-8833 4111
nswsales@moffat.com.au

South Australia
Telephone +613-9518 3888
vsales@moffat.com.au

Queensland
Telephone +617-3630 8600
qldsales@moffat.com.au

Western Australia
Telephone +618-9413 2400
wasales@moffat.com.au

New Zealand
moffat.co.nz

Moffat Limited
Rolleston
45 Illinois Drive
Izone Business Hub
Rolleston 7675
Telephone +64 3-983 6600
Facsimile +64 3-983 6660
sales@moffat.co.nz
Auckland
Telephone +64 9-574 3150
sales@moffat.co.nz



Designed and manufactured by

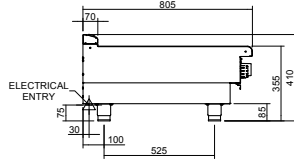
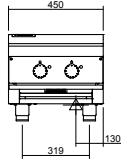


ISO9001
All Waldorf Bold products are designed and manufactured by Moffat using the internationally recognised ISO9001 quality management system, covering design, manufacture and final inspection, ensuring consistent high quality at all times.

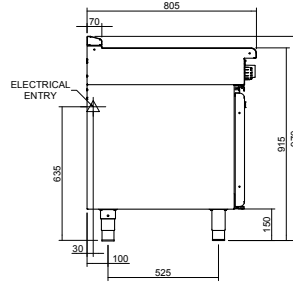
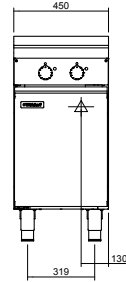
In line with policy to continually develop and improve its products, Moffat Limited reserves the right to change specifications and design without notice.

© Copyright Moffat Ltd
AN.WBD.S.01.22

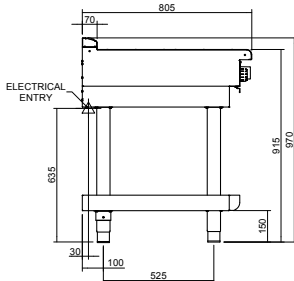
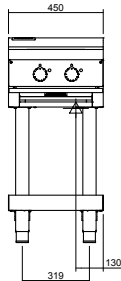
INLB8200-B



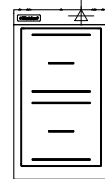
INLB8200-CD



INLB8200-LS



INLB8200R3 / INLB8200R5



SPECIFICATIONS

Cooktop

2 x 3.5kW induction zones
or

2 x 5kW induction zones
Ø 270mm induction zones

Electrical requirements

INLB8200R3

7.0kW, 400-415V, 50/60Hz, 3P+E
10A / phase

INLB8200R5

10kW, 400-415V, 50/60Hz, 3P+E
14A / phase

Dimensions

Bench model

Width 450mm
Depth 805mm
Height 355mm
Incl. splashback 570mm
Incl. low back 410mm

All models (excluding Bench model)

Width 450mm
Depth 805mm
Height 915mm
Incl. splashback 1130mm
Incl. low back 970mm

Nett weight

88kg

Packing data

0.54m³, 130kg
Width 495mm
Depth 865mm
Height 1255mm

OPTIONS AT EXTRA COST

Castors
Plinth mounting